

# ATEX / IECEx Limit Switches – Type LS-EX

## Datasheet

Ex d IIC T6 (-20°C ≤ Ta ≤ +60°C) Gb  
 Ex tb IIIC T85°C (-20°C ≤ Ta ≤ +60°C) Db IP65



Type: LS-EX  
 Part No. 920\_\_ \_



### Operation:

All LS-EX Explosion Proof Limit Switches are designed to conform to EN60079-0, IEC60079-1 and EN60079-31. They have a mechanical operating rod, which provides a switching action when depressed. They can be used for position monitoring and provide a positive switching action.

### SPECIFIC CONDITIONS OF USE:

1. THE INTEGRAL CABLE AND OPERATING ROD SHALL BOTH BE SUITABLY PROTECTED FROM PHYSICAL DAMAGE AND ABRASION. THE INTEGRAL CABLE IS TO BE TERMINATED IN A SUITABLE TERMINAL FACILITY.
2. THE SWITCHES ARE INTENDED FOR USE ON FIXED INSTALLATIONS AND IF NOT MOUNTED DIRECT TO EARTHED METALWORK ARE TO BE PROTECTED FROM ELECTROSTATIC RISKS (RUBBING AND CHARGED AIR FLOWS ETC).
3. THESE SWITCHES ARE SEALED UNITS AND NOT USER SERVICEABLE.

THE MAXIMUM SWITCHING CURRENT SHOULD BE OBSERVED FOR 4 WIRE AND 8 WIRE VERSIONS.  
 THE MOUNTING HOLES ARE NOT TO BE ENLARGED.

Switching frequency 1.0 Hz maximum  
 Body Material Nylon PA66  
 Enclosure Protection IP65

Certification Standards IEC 60079-0 (EN60079-0)  
 IEC 60079-1 (EN60079-1)  
 IEC 60079-31 (EN60079-31)

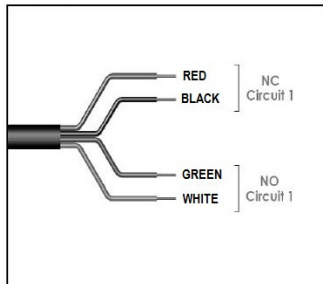
Certificate No's: EC Type Certificate Number: Baseefa11ATEX0267X  
 IEC Certificate Number: IECEx BAS11.0133X

Classification ATEX Zones 1,21,2,22

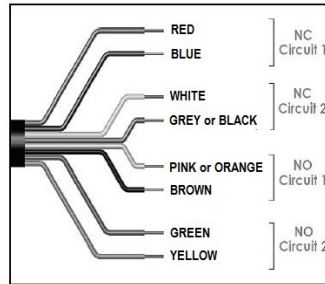
II GD Ex d IIC T6 (-20°C ≤ Ta ≤ +60°C) Gb,  
 Ex tb IIIC T85°C (-20°C ≤ Ta ≤ +60°C) Db IP65

4 wire versions: 250V.ac/dc 4.0A.  
 8 wire versions: 250V.ac/dc 2.5A.

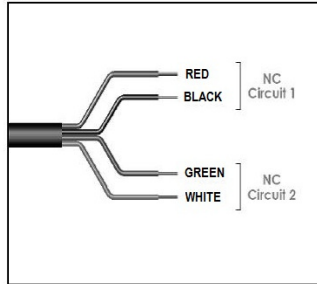
1 NC 1 NO



2 NC 2 NO



2 NC



## EU Declaration of Conformity

Manufacturer: IDEM SAFETY SWITCHES Ltd., WN2 4HR UK



The following products conform to the Essential Health and Safety Requirements of the following European Directives:

Directive for Equipment intended for use in potentially explosive atmospheres: 2014/34/EU

Devices: Limit Switches

Ex d IIC T6 (-20°C ≤ Ta ≤ +60°C) Gb  
 Ex tb IIIC T85°C (-20°C ≤ Ta ≤ +60°C) Db IP65

Types LS-EX

### Harmonised Standards:

EN60079-0:2011 (This standard has been compared with EN IEC 60079-0:2018 and there are no significant changes which affect the equipment).

EN60079-1:2007 (This standard has been compared with EN60079-1:2014 and there are no significant changes which affect the equipment).

EN60079-31:2009 (This standard has been compared with EN60079-31:2014 and there are no significant changes which affect the equipment).

EC Type Certificate Number: Baseefa11ATEX0267X (plus supplements) Date: 04/04/2012 Certified Body: SGS Fimko Oy, FI-00380 Helsinki, Finland (Notified Body Number 0598).

Materials used in the manufacture of these products are RoHS2 compliant in accordance with Directives: 2011/65/EU (RoHS2) until 21<sup>st</sup> July 2019 and 2015/863 (RoHS3) from 22<sup>nd</sup> July 2019.

M. Mohtasham Managing Director 1<sup>st</sup> June 2023

Dwg. 910570-EX Iss.2

# ATEX / IECEx Limit Switches – Type LS-EX

INFORMATION WITH REGARD TO CLAUSE 30 UL60079-0 AND CSA C22.2 No 60079-0 AND CLAUSE 21, UL 60079-1:

IMPORTANT: ONLY RELEVANT FOR DEVICES MARKED:

IMPORTANT : SEULEMENT PERTINENT POUR LES DISPOSITIFS MARQUÉS :



LOOK FOR MARKING ON DEVICE  
REGARDEZ LE MARQUAGE SUR L'APPAREIL

## LIST OF STANDARDS:

UL 60079-0, 6th Edition  
UL 60079-1, 7th Edition  
CSA C22.2 No. 60079-0, 2015  
CSA C22.2 No. 60079-1, 2016  
UL 508, 17th Edition  
CSA-C22.2 No. 14-13, 12th Edition

USR, for use in Class I, Zone 1, AEx db IIC Hazardous Locations.

CNR, for use in Class I, Zone 1, Ex db IIC Hazardous Locations.

Electrical Ratings: B300 (pilot duty)

4 wire versions: 250V.ac/dc 4.0A.

8 wire versions: 250V.ac/dc 2.5A.



## Special conditions of use:

Switches are intended for use on Fixed Installations.

If not mounted direct to earthed metalwork they are to be protected from electrostatic risks (rubbing and charged air flows).

Switches must be housed in an end use enclosure that facilitates wiring methods in accordance with Article 505.15 of NFPA 70 and Article 18-102 of C22.1-15.

Flame paths are not to be repaired.

Intended for ambient temperature range of -20°C to +60°C.

Non-metallic materials assessed for service temperature of 80°C.



## Conditions particulières d'utilisation:

Les commutateurs sont destinés à être utilisés sur les installations fixes.

Si non monté directement à la terre métallique ils doivent être protégés contre les risques électrostatiques (frottement et chargés des flux d'air).

Les commutateurs doivent être logés dans une enceinte d'utilisation finale qui facilite les méthodes de câblage conformément à l'article 70 de la NFPA 505.15 / Article 18-102 (C22.1-15) .

Chemins de flamme ne doivent pas être réparés.

Destiné à une température ambiante comprise entre -20 ° C à + 60 ° C.

Les matériaux non-métalliques évalués pour la température de service de 80 ° C.

Original Instructions.

To request this data sheet in other languages please contact [info@idemsafety.com](mailto:info@idemsafety.com)  
Um dieses Datenblatt in Deutscher Sprache wenden Sie sich bitte anfordern [info@idemsafety.com](mailto:info@idemsafety.com)  
Pour obtenir cette fiche en Français, veuillez contacter [info@idemsafety.com](mailto:info@idemsafety.com)  
Para solicitar esta hoja de datos en Español, por favor contacto con [info@idemsafety.com](mailto:info@idemsafety.com)