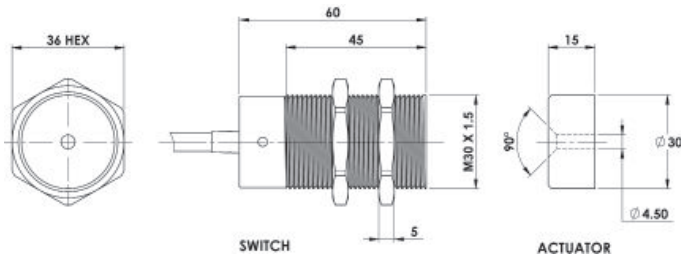


IDECODE - Coded Non Contact Type: RPC

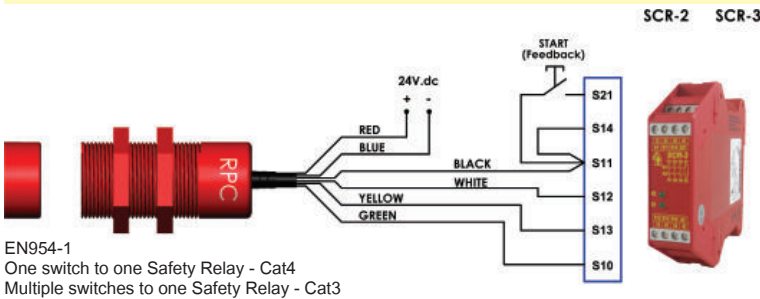
FEATURES:

- Cylindrical fitting making it suitable for all industry applications
- Easy to install with an M30 threaded body - easy to set
- Robust and durable polyester housing - suitable for harsh environments
- Wide 10mm sensing
- Can be flush mounted
- LED indication
- Up to: PLe ISO13849-1
- 2NC 1NO circuits - high switching life - no moving parts
- Quick Connect versions available


DIMENSIONS:



CONNECTION EXAMPLE: CODED SWITCH



EN954-1
One switch to one Safety Relay - Cat4
Multiple switches to one Safety Relay - Cat3



Can be flush mounted

140101	Female QC Lead	M12 Female 5m. 8 way
140102	Female QC Lead	M12 Female 10m. 8 way

Standards: ISO14119 EN60947-5-3
EN60204-1 ISO13849-1 EN62061 UL508

Safety Classification and Reliability Data:

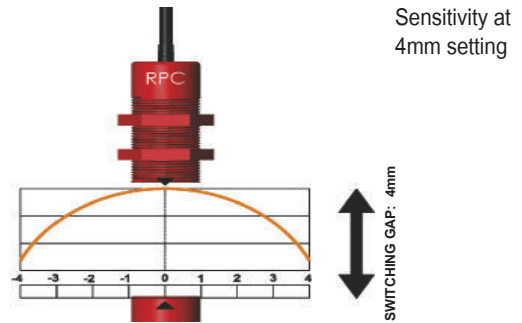
ISO13849-1	Up to PLe Category 4
PFFhd	2.6 x 10 ⁻¹⁰
Proof Test Interval (Life)	20 years
MTTFd	866 years
Safety Channel 1 NC	24Vdc 0.2A Max. Rating
Safety Channel 2 NC	24Vdc 0.2A Max. Rating
Safety Channel 3 NO	24Vdc 0.2A Max. Rating
Minimum Switched Current	10Vdc 1mA
Dielectric Withstand	250Vac
Insulation Resistance	100 Mohms
Recommended Setting Gap	5mm
Switching Distance (Target to Target)	Sao 8mm Close Sar 12mm Open
Tolerance to Misalignment	5mm in any direction from 5mm setting gap
Switching Frequency	1.0Hz maximum
Approach Speed	200mm/min to 1000mm/sec
Body Material	UL approved polyester
Operating Temperature	-25C +80C
Enclosure Protection	IP69K IP67
Shock Resistance	IEC68-2-27 11ms 30g
Vibration Resistance	IEC68-2-6 10-55Hz 1mm
Cable Type	PVC 6 or 8 core 6mm OD Conductors 0.25mm ²
Mounting Position	Any

For all IDEM switches the normally closed (NC) circuits are closed when the guard is closed and the actuator is present.

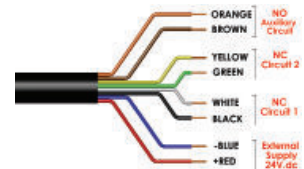
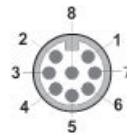
Coded Magnetic Actuation
Switching Tolerance up to 10mm
Will operate with most Safety Relays



Quick Connect M12 versions fitted with 250mm (10") cable



Sensitivity at 4mm setting



Quick Connect QC M12 8 Way Male Plug Pin view from Switch	Flying Lead Colour	Circuit (Actuator Present)	Output Types Solid State
8	Orange	Auxiliary NO or NC	200mA Max. 24Vdc
5	Brown	Auxiliary NO or NC	200mA Max. 24Vdc
4	Yellow	Safety NC2 +ve	200mA Max. 24Vdc
6	Green	Safety NC2 -ve	200mA Max. 24Vdc
7	Black	Safety NC1 +ve	200mA Max. 24Vdc
1	White	Safety NC1 -ve	200mA Max. 24Vdc
2	Red	Supply +24Vdc	Supply 24Vdc
3	Blue	Supply 0Vdc	+/- 10%

SALES NUMBER	TYPE	CABLE LENGTH	CIRCUITS
116001	Idecode RPC	2M	2NC
116002	Idecode RPC	5M	2NC
116003	Idecode RPC	10M	2NC
116004	Idecode RPC	QC-M12	2NC
116005	Idecode RPC	2M	2NC 1NO
116006	Idecode RPC	5M	2NC 1NO
116007	Idecode RPC	10M	2NC 1NO
116008	Idecode RPC	QC-M12	2NC 1NO
116105	Idecode RPC	2M	3NC
116106	Idecode RPC	5M	3NC
116107	Idecode RPC	10M	3NC
116108	Idecode RPC	QC-M12	3NC

Note: 2NC 1NO versions have 2NC Safety and 1NO Auxiliary Circuits
3NC versions have 2NC Safety and 1NC Auxiliary Circuits
AVAILABLE WITHOUT LED IF REQUIRED.